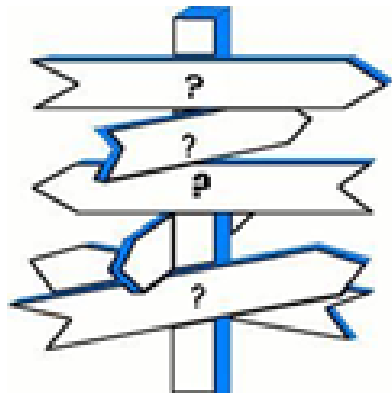


Life after Cambourne Village College



A guide to the College Application Process 2020-21

Name: _____

Contents:

- 3. Post 16 Transition Timeline
- 5. Choices when leaving Cambourne Village College
- 8. Apprenticeships
- 10. Overview of Cambridge Institutions
- 21. Applying to Post 16 Providers
- 34. Open Evening dates - checklist
- 35. Personal statement writing
- 38. FAQs
- 39. Useful websites
- 40. Transport
- 46. Check List

Post 16 Transition timeline

Autumn Term 2020	
Monday 28 th September	<p>CamVC Virtual Post-16 information Evening, 6-8pm</p> <ul style="list-style-type: none"> - Pupils and Parents - Opportunity to find out more about the Post-16 application process and ask questions.
Thursday 1 st October	<p>Cambridge Area Partnership Virtual Post 16 Provider Information Evening, 6-8pm</p> <ul style="list-style-type: none"> - Pupils and Parents - Opportunity to find out more detailed information about each post 16 provider, the courses on offer and ask questions
Oct/ November	<p>Sixth form open evenings across the county</p> <p>Parents/students should attend virtually, or in person where possible</p> <p>Look out for addition information in the parent bulletin and in tutor time as providers are still scheduling some online events</p> <p><u>The Oakes Sixth Form College</u> 13th October, 6pm Virtual Open Evening https://oakescc.org/ioakes/</p> <p><u>Cambridge Regional College (Cambridge Campus)</u> 17th October, 9.30-12.30am Virtual Open Evening</p> <p>21st November 9.30am-12.30am Virtual Open Evening</p> <p>26th November, 5.00-6.30pm Apprenticeship Information Evening https://www.camre.ac.uk/about/events/open-days/</p> <p><u>Hills Road Sixth Form</u> 19th and 20th October, from 4pm Virtual Open Evening</p> <p><u>Impington International Sixth Form</u></p>

	<p>21st and 22nd October Virtual Open Evening</p> <p><u>Cambridge Academy for Science and Technology (CAST)</u> Virtual Open Evening - TBC Contact for 1-1 tour</p> <p><u>Parkside Sixth Form</u> Tuesday 22nd October, 6pm Virtual Open Evening</p> <p>College of West Anglia 29th October Virtual Experience 24/7 access</p> <p>7th November 10am-12pm, 1-3pm; 11th November 5-8pm; 2nd December 5-8pm Live Virtual Events www.cwa.ac.uk/virtualcwa</p> <p><u>Bishop Laney Sixth Form</u> 4th November, 6pm Virtual Open Evening</p> <p><u>Comberton Sixth Form</u> 4th November Virtual Open Evening</p>
30 th October	Personal Statements Due in
Mid November	Individual post 16 consultation with a member of senior leadership or with a member of the careers team. Parents should attend (virtually) if possible. Invitations will be sent home.
18 th November	Online Applications completion deadline
Feb	Interviews start
May	GCSE exams
August	GCSE results and acceptance of placement

There are a range of choices for you once you leave Cambourne:

Do you want to study:

- A levels or A/AS levels?
- The International Baccalaureate? Diplomas?
- Vocational courses?
- Apprenticeships?

Where do you want to study?

What subjects do you want to do?

Think carefully about your decision:

- Read the **prospectuses** carefully
- Use the **My Choice@16 website** to research the different courses on offer.
- Talk to your **tutor** about your future plans
- Work out some **questions** to ask at the Open Evenings.
- Use information from the **National Careers Service**.
(<https://nationalcareersservice.direct.gov.uk>)
- **Visit the post 16 institutions** to find out which one will meet your needs the best.
- Fill in the relevant sections in the online application
- Take your time making your final decision - it is one that will have a long lasting effect so it needs to be well thought out.

Remember that the decision of where to go and what to do is only one part of the process. You still need to get the best possible grades to ensure a successful future.

"Doing the best at this moment puts you in the best place for the next moment." Oprah Winfrey

What happens after Cambourne?

The Government requires young people to continue in education or training until at least their 18th birthday.

This does not mean you must stay in school; you can choose one of the following options:

- **full-time education**, such as school, college or home education ;
- an **Apprenticeship**, or other work based learning;
- **part-time education or training** if you are employed, self-employed or volunteering for more than 20 hours a week.

Participating in education or training brings benefits for young people, and also for the economy and wider society. Young people who continue in learning post-16 are more likely to attain higher levels of qualifications and have increased earnings over their lifetime. They are also able to gain the skills that employers want, which will lead to a more internationally competitive workforce.

You can find out more about the raising of the participation age (RPA) here:
<https://www.gov.uk/government/collections/raising-the-participation-age>

The vast majority of Cambourne students will go on to study at one of the colleges within the Cambridge Area Partnership. Each of these colleges have their own entry criteria and certain courses will require you to have completed specific GCSEs.

Looking further ahead, you may wish to go on to university. To help you have the best opportunities, the Russell Group of 24 leading UK universities has published a guide to post-16 subject choices.

Informed Choices, produced with the Institute of Career Guidance, is aimed at all students considering A-level and equivalent options. It includes advice on the best subject combinations for a wide range of university courses as well as advice on the best choices if you don't know what you want to study after school and need to keep your options open.

We would recommend that you read the advice being given by this group of universities before choosing your courses as it may affect what you choose to do.

Information can be found at the following website:

<http://www.russellgroup.ac.uk/informed-choices/>

What you can do next depends on making the right choices and achieving your best in your Key Stage 4 courses. By making the right decisions and doing well now, you can give yourself the best opportunity to succeed in the future.

"Sometimes it's the smallest decisions that can change your life forever." -

Keri Russell

Apprenticeships

Who are they for?

- For people who want to work and train at the same time.
- They are open to all age groups above 16 years-old whether you are just leaving school, have been working for years or are looking to start a new career.

Key features:

- You are an employee so you will earn a wage
- You will work alongside experienced staff to gain job-specific skills.
- Apprentices receive training to work towards related nationally recognised qualifications usually on a day-release basis.
- Can take between **one and four years to complete** depending on the level of Apprenticeship, the apprentices' ability and the type of job.
- All apprentices should work for at least 30 hours a week

How do I get an apprenticeship?

There are **three** ways of applying for Apprenticeships.

1. Applying through the National Apprenticeship Service

All apprenticeship vacancies are advertised with the *National Apprenticeship Service* <https://www.findapprenticeship.service.gov.uk> and locally through the *Youthoria* website <http://www.youthoria.org/>

Search for vacancies by keyword, job or occupation. You can narrow your search by postcode or location.

You will need to register and create your own account before you can make any applications.

2. Applying through a training provider/further education college

Training providers are companies that work with employers to make sure their apprentices receive the right training. Use MyChoice@16.co.uk to find the training providers, e.g. CRC.

Type in your postcode, filter by the distance you are prepared to travel, Yr 11 and type of course - apprenticeship.

Use the extra filter to refine your search by levels and provider type.

Training providers may be able to help you find an apprenticeship by suggesting local employers to contact. You will need to find an employer to take you on as an apprentice.

3. Applying for vacancies with local companies

Some local companies will advertise job through local papers, in schools and colleges as well as on the apprenticeships website.

Make sure you apply for any vacancies that interest you.

If you find a job, your employer may be prepared to offer you training through an apprenticeship.

Important!

Don't just apply for one vacancy - apprenticeships are very popular and you may not be successful straightaway.

Make sure you have the right entry qualifications. Some opportunities will ask for particular grades in English, Maths and/or Science.

Apprenticeship vacancies are advertised throughout the year. Apply to those that interest you as soon as possible. As some vacancies are advertised for several months, you may not hear whether you've been successful for a while.

Anyone interested in applying for an apprenticeship must speak to Miss Larbey-Douglas before doing so.

Basic Information about the Cambridgeshire Institutions

All grade profiles are the standard for that college. There are subject specific criteria so students need to check the prospectus carefully to ensure they meet them, especially STEM subjects

Institution	Where	Provision	Entry (minimum)	Guidance meetings policies
Comberton	Comberton	A Levels, Pre-U, and BTECs	<p>A-levels: 5x grade 5s, including at least a 4 in English and Maths</p> <p>Minimum of 6 in subjects to be studied at A Level</p> <p>- Subject specific entry requirements apply to some courses - please check prospectus</p> <p>BTEC Level 3 5 x grade 4s incl. English and Maths</p> <p>Pre-U 5 x grade 7s</p>	Comberton aim to interview all appropriate first choice applicants who meet the admissions criteria.

Institution	Where	Provision	Entry (minimum)	Guidance meetings policies
College of West Anglia	Milton	Land-based and Animal care focused Diplomas and Apprenticeships	Generally: 5x Grade 4s <i>Check in prospectus - different level courses have different entry criteria</i>	All applicants, if they meet the stated entry requirements will be invited for interview. If an applicant discloses potential additional support needs, there may be further assessment required.
CRC	Cambridge (Kings Hedges) and Huntingdon)	Diploma courses in a variety of subjects. HNC and HND Courses available.	Level 1: 2 x Grade 2 Level 2: - 3x Grade 3 Level 3: 4 x Grade 4, including English or maths	CRC will interview all applicants.

Institution	Where	Provision	Entry (minimum)	Guidance meetings policies
CRC (Apprenticeships)	Cambridge (Kings Hedges) and Huntingdon)	Apprenticeships	Dependent on the programme / employer. Minimum English & Maths: Level 2 - Grade 3 Level 3 - Grade 4 Students need to organise their own work placement.	CRC will interview all applicants.
Hills Road	Cambridge	A levels	Non STEM: - Admissions score* of 56 , including a grade 6 in English Language or Literature for most subjects. Also need a grade 4 in Mathematics for some subjects. STEM: - Admissions score of 69 . Including grade 7 in Biology, Chemistry, Mathematics and Physics or Grade 7 in combined science. Maths:- Admissions score of 60 . Double Maths:- Admissions score of 69 4 A Levels:- Admissions score of 78 *Admissions score	If students put a school based 6th form as first choice (Comberton, Bishop Laney, The Oakes, Parkside, Impington), then Hills will give a guidance meeting for 2nd choice students. If first choice is not a school based 6th form (Long Road/CRC), Hills will

			<p>Add up the following: English Language grade x2 Mathematics grade x2 Best six other grades</p> <p>Up to two GCSEs can be replaced in the admissions score by level 2 vocational qualifications (BTECs), using the following conversion of vocational grades to numbers: Distinction*=8; Distinction=7; Merit=6; Pass=4.</p> <p>Use the Hills road admissions score calculator to help you work out your admissions score www.hillsroad.ac.uk/sixthform/applications/admissions-score</p> <p>Further subject specific criteria exists for some courses - Subject specific entry criteria can be found at: http://www.hillsroad.ac.uk/sixthform/applications/subject-entry-criteria</p>	only give 1st choice only meetings
Institution	Where	Provision	Entry (minimum)	Guidance meetings policies
Impington	Impington	The International Baccalaureate Diploma (6 xIB Subjects)	IBDP: 6 x Grade 5s, including English Language and Maths. For subjects you wish to study at	Interview all applicants who meet the admission criteria. Recommend first choice over larger colleges such as CRC. Strong

		<p>The International Baccalaureate Careers Programme (1xBTEC, 2 XIB subjects),</p> <p>BTECS and BTECS as part of 'the Performance School and Sports Scholarship Programmes.</p>	<p>higher level you will need at least a grade 6.</p> <p>IBCP: 5 x grade 4s Ideally including Mathematics and English and preferably with a grade 5 in your area of specialism.</p> <p>BTEC: 5 x grade 4s, ideally including Mathematics and English and preferably with a grade 5 in your area of specialism.</p>	<p>interest in the vocational BTEC subject will need to be evidenced at the guidance meeting.</p>
Institution	Where	Provision	Entry (minimum)	Guidance meetings policies
Long Road	Cambridge	A level and diplomas	<p>A-levels: 7x Grade 4s incl. English and Maths and a grade 5 in your</p>	Will be interviewing all applicants.

chosen subject area, some may need a 6.

Prospective students with fewer than 7 GCSEs at Grade 4, or without a Grade 4 in either Maths or English, may be considered depending on their intended programme of study and career plan if they have an average grade of at least 4 in all subjects taken at GCSE level, and two or more grades higher than 4.

Level 3 Applied Diplomas:
5 x grade 4s, including English and Merit in relevant Level 2 Diploma (if taken). Students with a Distinction grade in a related subject may be considered with a grade in a

			<p>related subject may be considered with a Grade 3 in GCSE English.</p> <p>Level 2 Applied Programme: 4 x grade 3s Including at least a 3 in English.</p> <p>Some L2 have different requirements - please check prospectus</p>	
The Oakes College	Cambridge	A levels and some diplomas	<p>A-levels: 7x grade 4s</p> <p>STEM A-levels: 7 x grade 4s, grade 6 in maths and grade 6 in combined or triple science.</p> <p>Diplomas: 7x grade 4s</p>	First and second choice applicants will be invited to interview.
Institution	Where	Provision	Entry (minimum)	Guidance meetings policies

Parkside Sixth	Cambridge	International Baccalaureate Diploma	<p>IBDP: 5 x grade 4s, including English Language and maths at grade 4.</p> <p>For subjects you wish to study at Higher Level, you should ideally have grade 6 in a related subject. <i>NB certain subjects in the IB will require more.</i></p>	Will see all applicants but would recommend putting them higher than large colleges such as Long Road and CRC
Cambridge Academy for Science and Technology	Cambridge	STEM Focused ALevels and BTECs.	<p>A Levels: Minimum entry requirements for A level courses are 7 GCSEs at grade 9 - 4 (including English grade 4) with double or triple science (grade 6/6) and Maths (grade 5/6 depending on subject choice).</p> <p>Students select 3 A levels and should also take Core Maths, if they have not chosen one of their A level choices as Maths.</p>	Will see all applicants but would recommend putting them higher than large colleges such as Long Road and CRC

			<p>The Extended Project will be undertaken by all students in their Challenge Day.</p> <p>BTECs: Minimum entry requirement for BTEC courses 5 x 9-4 GCSEs with an average grade of 5, including Double Science (grade 6) or Triple Science (grade 5) and Maths (grade 5) and English (grade 4).</p>	
Shuttleworth	Old Warden, Biggleswade	Land-based and Animal care focused BTECs and Apprenticeships	<p>Level 2 - 3 x grade 3s, ideally including English and Maths or a Level 1 qualification</p> <p>Level 3 - 4 x grade 4s, ideally including Maths and English or a Level 2 qualification.</p>	Will interview all applicants

Institution	Where	Provision	Entry (minimum)	Guidance meetings policies
Bishop Laney sixth Form	Ely	A Levels, Diplomas, Extended Diplomas and Norwich City FC College Football Programme (two & three year) Two year programme: any course of student's choice, plus 4-6 hours per week football training and representing Norwich City FC. Three year programme: BTEC First in	Level 2 - 3 x grade 3s Level 3 - 5 x grade 4s, including English and Maths. Some Level 3 subjects have subject specific entry criteria - please check prospectus. Norwich city FC Football Programme: Two year programme - 5 grade 5s Three year programme - 4 grade 4s including English language and maths	Will interview all applicants

		Public Services Level 2, plus 4-6 hours per week football training and representing Norwich City FC.		
--	--	--	--	--

Students are able to apply to any college that they are qualified for. If the college they wish to apply to is not on the list, they should see Miss Larbey-Douglas for assistance.

Applying to Post 16 Institutions

Your application contains several sections that need to be completed alongside you choosing courses/ institutions.

All sections of your application need to be completed by Wednesday 18th November.

1. Profile Template

The Profile section is the section that will make you stand out from the other applicants. It includes your personal statement, estimated grades and reference. Make sure that you include all the information that is relevant to your application and get advice in what to include that will help you stand out.

- Login
- Next choose My Profile Template



Your **template** is used in your applications to save you filling all your details in every time. The template can be updated by coming back to this section, or by ticking the Update my Profile Template box when saving data in your application.

You can work in any order but we will start with clicking on **Personal Details**.

Personal Details

prospectus ☆ Favourites Getting Started Get in touch
Home Courses Help & Guidance Upcoming Events My Account -

[Back to My Account](#)

My Profile Template

Your profile template allows you to create a "master" template so that when you create new applications, all the information from your template will be copied to your new application.

Updating the Template

In order to complete your personal profile template, please work through and complete each of the sections.

1 Personal Details

Information about where you live, your nationality and your health.

2 Parental Information

Contact details of your parent, carer or guardian.

3 Qualifications

List all your qualifications from secondary education onwards.

4 Work Experience

This section is all about the work experience you have had, including any part time jobs, and references.

5 Personal Statement

Your chance to describe your ambitions, skills, and experience.

6 Equality and Diversity

This section is all about who you are and what you believe.

ASK We know it can sometimes be difficult to find what you are looking for, so if you have any questions or suggestions just [ask and get in touch with us!](#)

Not sure what to do next? We will be able to help you make the right choices!

Links

Information and Inspiration

Upcoming Events

Contact Us

Other websites

First Media Solutions

Find us on social media

[f](#) [i](#) [t](#)

- Fill in all of the fields making sure the data is correct

prospectus

Home Courses Help & Guidance Upcoming Events My Account -

Back to My Account

Please note: You are editing your Profile Template

Template - Your Personal Details

This section covers information about where you live and your contact details.

Information About You

Forename(s) * **Surname (family name) ***

Test Learner

Preferred Forename * **Preferred Surname ***

Leave blank if the same as your legal first name Leave blank if the same as your legal surname

leave blank if the same as your legal name leave blank if the same as your legal name

Date of birth * **Home Phone No.** **Personal Phone No.**

05/12/2002 e.g. 01507607783 e.g. 01507607783

Legal Gender * **Gender Identity ***

We have a legal obligation to record gender; please indicate your gender as it was registered at birth. Which of the following best describes your gender? Note: 'Trans' is an umbrella term to describe people whose gender is not the same as, or does not sit comfortably with, their registered birth gender.

Female Female

Current school, college or provider **Year Group**

Hinchbrook School 11

- Add your address and any health needs you have.
- Click **Save and Update Template** to save your changes.

Parental Information

- Here you need to enter your parent/carer/guardian's details (Please note you should live with this person). If special circumstances apply and you don't live with this person then fill in their address.
- Once you have filled in all the fields **click Save and Update Template** to save your changes.

Qualifications

Your qualifications will be loaded by the school you will not be able to amend them - so you can skip this section.

Work Experience

This section should include details of any work experience or part time jobs you have had. If you haven't completed any work experience you can tick the checkbox to insert the comment for you.

Click **Save and Update Template** to save your changes.

eprospectus Home Courses Help & Guidance Upcoming Events My Account

☆ Favourites Getting Started Get in touch

[Back to My Account](#)

Please note: You are editing your Profile Template

Updating your template

We would like to see full sentences and you should think about where you went, what you did, did you enjoy it, did you want this placement, but now you don't want it as a career.

Profile Template

Personal Details	✓
Parental Information	✓
Qualifications	✓
Work Experience	✗
Personal Statement	✗
Equality and Diversity	✗

Template - Work Experience

Please write about any work experience you have done, any part-time jobs you have or have had and any volunteering you have undertaken.

☐ I have not had the opportunity to undertake any form of work experience.

I have not had the opportunity to undertake any form of work experience.

[Save and Update Template](#) [Cancel](#)

ASK We know it can sometimes be difficult to find what you are

[Links](#) [Other websites](#)

Personal Statement

This section gives you an opportunity to promote yourself and your achievements.

There is further guidance on what to include in your personal statement further on in this booklet.

Click **Save and Update Template** to save your changes

The screenshot shows the eprospectus website interface for editing a personal statement. At the top, the eprospectus logo is on the left, and navigation links (Home, Courses, Help & Guidance, Upcoming Events, My Account) are on the right. Below the navigation bar, there's a 'Back to My Account' button and a notification: 'Please note: You are editing your Profile Template'. The main heading is 'Template - Your Personal Statement'. Below this, a note says: 'Include interests and hobbies. You could also talk about your favourite subject and careers aspirations. This should make you sound as good as you can be, so don't put anything negative - but be honest at the same time!'. A blue box indicates: 'You can only write a maximum of 4000 characters in this section.' The text area contains a sample personal statement: 'I've got a good attendance record for school and work, also I am reliable and honest. In my spare time I like to spend it at the skate park riding my scooter but when I am not there I like to be with my friends and family. I go to school Monday to Friday and then from school I go straight to work.' On the left sidebar, under 'Updating your template', there's a reminder to use a word processor. Below that, the 'Profile Template' section shows a list of items: Personal Details (checked), Parental Information (checked), Qualifications (checked), Work Experience (checked), Personal Statement (unchecked), and Equality and Diversity (unchecked). At the bottom, there are 'Save and Update Template' and 'Cancel' buttons.

Equality and Diversity

Here you need to fill in your sexual orientation and religious beliefs. If you don't wish to enter these, just select the Prefer Not To Say option in the drop down

Click Save and Update Template to save your changes

Now your template is complete and ready to be used in your applications.

Profile Template

https://dev.e-prospectus.co.uk/my-account/profile-template/

Home Courses Help & Guidance Upcoming Events My Account

Back to My Account

My Profile Template

Your profile template allows you to create a "master" template so that when you create new applications, all the information from your template will be copied to your new application.

Updating the Template

In order to complete your personal profile template, please work through and complete each of the sections.

1 Personal Details

Information about where you live, your nationality and your health.

2 Parental Information

Contact details of your parent, carer or guardian.

3 Qualifications

List all your qualifications from secondary education onwards.

4 Work Experience

This section is all about the work experience you have had, including any part time jobs, and references.

5 Personal Statement

Your chance to describe your ambitions, skills, and experience.

6 Equality and Diversity

This section is all about who you are and what you believe.

ASK

We know it can sometimes be difficult to find what you are looking for, so if you have any questions or suggestions just [ask and get in touch with us!](#)

Not sure what to do next? We will be able to help you make the right choices!

Links

Information and Inspiration

Upcoming Events

Contact Us

Other websites

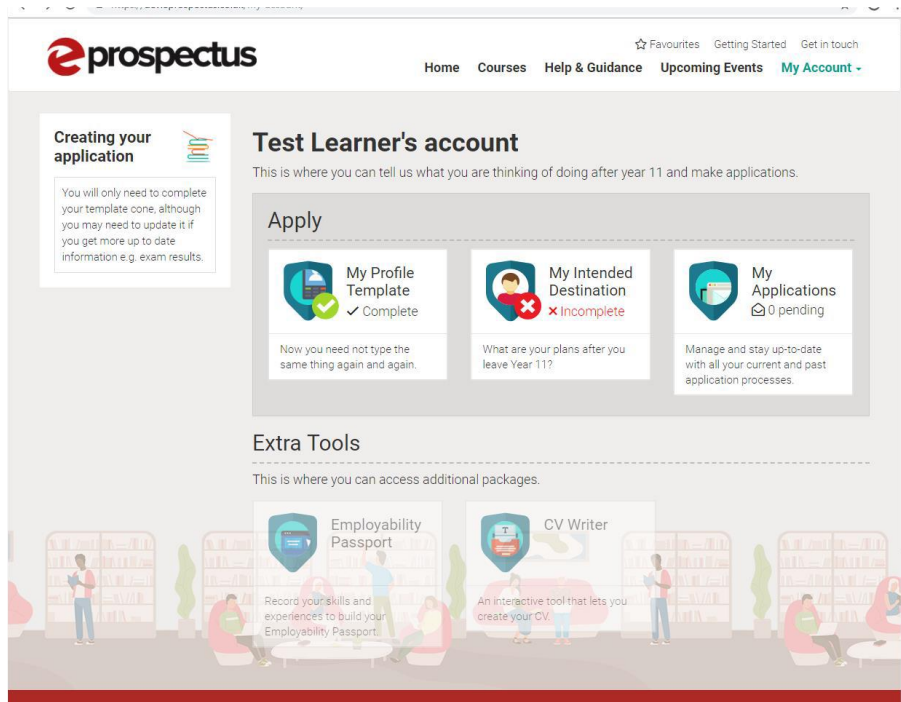
First Media Solutions

Find us on social media

f i t

2. Creating an Application

Choose **My Applications** from the options.



If you haven't yet started an application click on the **Start a new Application button**, otherwise click on the Continue button next to the application you want to work on.

This page allows you to access all the sections of your application and indicates your progress in each section.

If this is your first application and you haven't completed your Profile Template all the sections will need completing, for additional applications your profile details will have been saved and just the **Course Choices** will need completing.

Course Choices

Course Choices

https://dev.eprospectus.co.uk/my-account/create-application/course-choices/?id=3339

eProspectus

Home Courses Help & Guidance Upcoming Events My Account -

☆ Favourites Getting Started Get in touch

[Back to Application](#)

Course Choices

If you haven't chosen any courses or the course you want to apply for is not listed, [search for a course online](#) and add it to your favourites list. Click on the icons ⓘ or ⚠ next to the course name for more details.

My Choices

You have no courses chosen. Until you add some courses you cannot progress with your application.

[Cancel](#)

Making your choices

If you haven't chosen any courses or the course you want to apply for is not listed, try searching for more courses and adding it to your favourites list.

Your checklist

Personal Details	✓
Parental Information	✓
Qualifications	✓
Work Experience	✓
Personal Statement	✓
Equality and Diversity	✓
Course Choices	✗
Send Application	✗

ASK We know it can sometimes be difficult to find what you are looking for, so if you have any questions or suggestions just [ask and get in touch with us!](#)

Links
Information and Inspiration
News and Events

Other websites
First Media Solutions

In this section you can list the courses you are applying for.

If you have added any courses to your favourites list then these are shown at the top of the page.

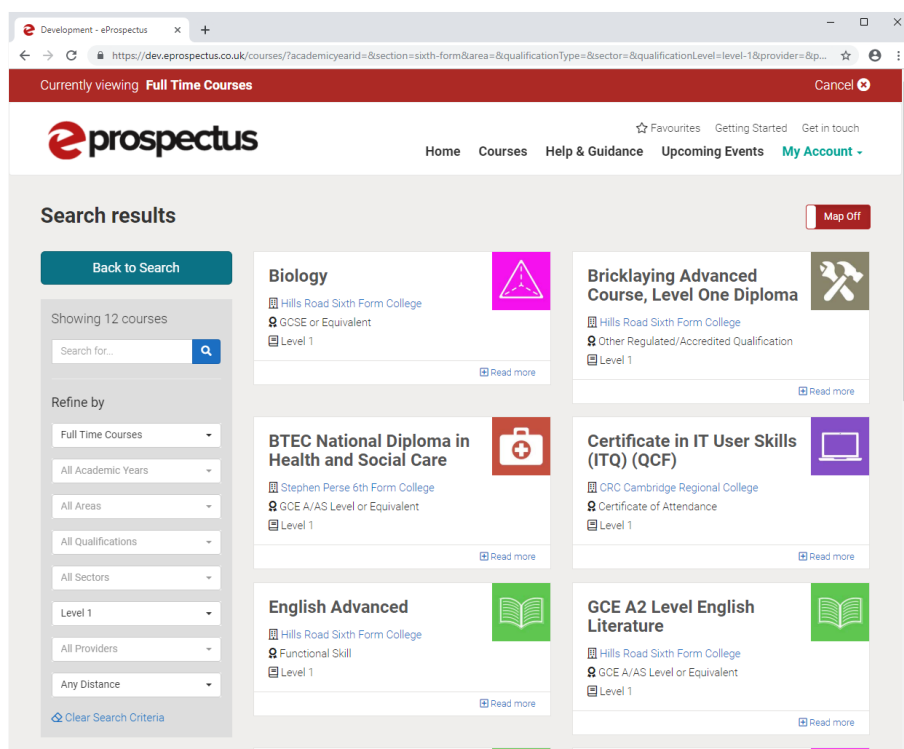
Search for courses

Click on **search for a course online** to find one. This will take you to the **course search**.

You can have a look at all the course information using the tabs in the middle.

Any pictures for the course will be at the bottom.

The course start options and venues will be on the left hand side.

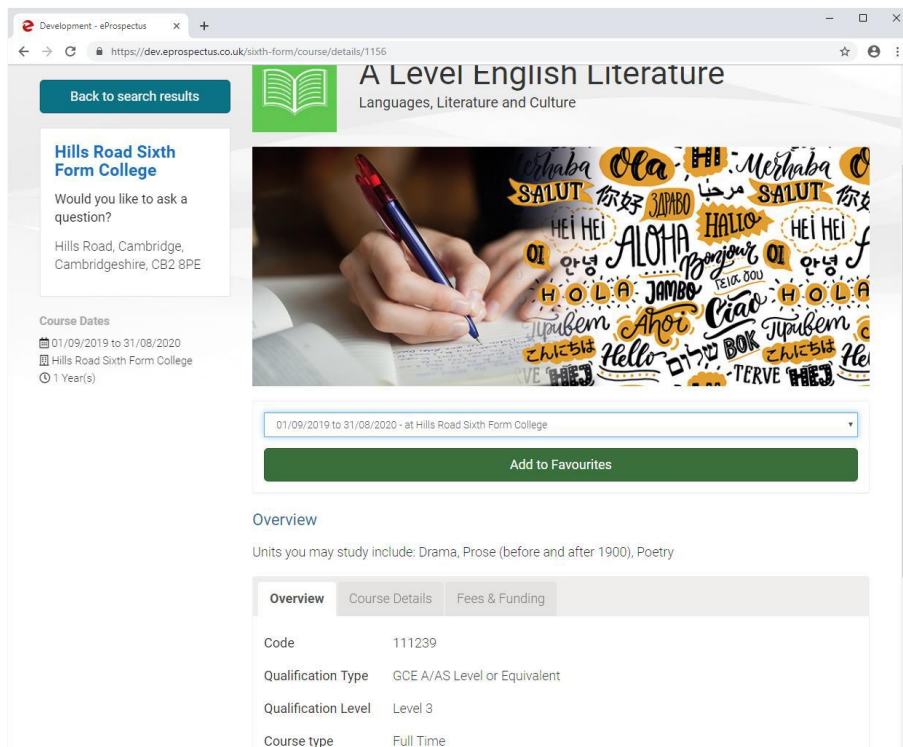


You can filter your search down using the filter options on the left.

Click on the course title to have a look at it – this is where you can add it to your favourites.

Once you are happy with the course, **select the course start date from the drop down in the middle and press Add to Favourites.**

It will ask if you want to return to your application, if you are ready to continue select Yes.



Development - eProspectus

https://dev.eProspectus.co.uk/sixth-form/course/details/1156

Back to search results

Hills Road Sixth Form College

Would you like to ask a question?

Hills Road, Cambridge, Cambridgeshire, CB2 8PE

Course Dates

01/09/2019 to 31/08/2020

Hills Road Sixth Form College

1 Year(s)

A Level English Literature

Languages, Literature and Culture

01/09/2019 to 31/08/2020 - at Hills Road Sixth Form College

Add to Favourites

Overview

Units you may study include: Drama, Prose (before and after 1900), Poetry

Overview	Course Details	Fees & Funding
Code	111239	
Qualification Type	GCE A/AS Level or Equivalent	
Qualification Level	Level 3	
Course type	Full Time	

3) APPLYING for your chosen courses

Once you have added your chosen courses to your favourites, you then need to apply.

The screenshot shows a web browser window with the URL <https://dev.eProspectus.co.uk/my-account/create-application/course-choices/?id=3339>. The page is titled 'Course Choices' and includes a 'Back to Application' button. On the left, a 'Making your choices' sidebar contains a checklist: Personal Details (checked), Parental Information (checked), Qualifications (checked), Work Experience (checked), Personal Statement (checked), Equality and Diversity (checked), Course Choices (checked), and Send Application (unchecked). The main content area shows 'My Favourites' with two entries: 'A Level English Literature' at 'Hills Road Sixth Form College' and 'A Level English Literature' at 'The Oakes College', both marked 'Unavailable'. Below this is a 'Search for a course' button. The 'My Choices' section shows 'Hills Road Sixth Form College' selected, with 'A Level English Literature' at 'Level 3' chosen. A text box asks 'Why have you chosen the course(s)?' and contains the response: 'I really enjoy learning about the english language and English Literature is my favourite subject.'

Some providers allow you to make multiple applications to them, if they don't then the favourites will be greyed out with a message to let you know why.

Press **Add Course** on the course you wish to apply for.

If you can add more than one course you can order them by your preference by dragging and dropping them or clicking the up/down buttons.

Add an explanation why you would like to do the course(s) and click **Save and Continue** to save your changes.

Review & Send Your Application

Review & Send Your Application

Nearly there! Your application is just about ready to send. Go over all your information below then fill in the final details before it can be sent.

Information About You

Forename(s) Surname (family name)

Preferred Forename Preferred Surname

Date of birth Home Phone No. Personal Phone No.

Legal Gender Preferred Gender

Current school, college or provider Year Group

Address Details

Address

City/town County Postcode

Country Choose your first language

Personal Email address School Email address

Will you have lived in the UK or EU for 3 years prior to 1st September?

Date of entry to UK or EU Previous Country

Do you intend to move from your above address before the 1st September?

Your checklist

- Personal Details ☒
- Parental Information ☒
- Qualifications ☒
- Work Experience ☒
- Personal Statement ☒
- Equality and Diversity ☒
- Course Choices ☒
- Send Application ☐

This final page allows you to review all the sections in one go, you can edit any of the pages by clicking the **Edit** button in each of the sections.

The provider may have some questions for you to answer, these are at the end of the page.

Complete any additional fields or checkboxes and click the **Send Application** button to send your application.

Your application will now be at the next status (Sent, Sent Pending Reference, Schools Hold etc.) You can monitor the status by going to 'My Applications.'

If the provider, your school or tutor has sent you a message about the application, you can click the envelope icon on the left of the application to read it and reply.

The screenshot displays the 'My Applications' page on the prospectus website. The page header includes the prospectus logo and navigation links: Home, Courses, Help & Guidance, Upcoming Events, and My Account. A 'Back to My Account' button is visible. The main heading is 'My Applications', followed by a sub-heading: 'This section displays any pending applications as well as displaying the current status for the application.' Below this is a green button labeled 'Start a new application'.

A section titled 'Sent Pending Reference' contains a table with one application:

Application	Status	View	Delete
Hills Road Sixth Form College (04/06/19)	Sent Pending Reference	View	Delete

Below the table, there is a red banner with the 'ASK' logo and text: 'We know it can sometimes be difficult to find what you are looking for, so if you have any questions or suggestions just ask and get in touch with us!'. It also includes links for 'Information and Inspiration', 'Upcoming Events', and 'Contact Us', as well as 'Other websites' like 'First Media Solutions' and 'Find us on social media'.

The bottom part of the screenshot shows a chat window titled 'Hills Road Sixth Form College'. It contains two messages:

- 04/06/2019 13:09:31 Application Status Change
- 04/06/2019 13:10:01 Application Status Change
Thank you for applying to Hills Road Sixth Form College for your next adventure. This is just to confirm we have received your application.

A response message from the user is also visible: '04/06/2019 13:10:54 Thank you'. At the bottom of the chat window is a text input field labeled 'Write your message....' and a blue send button.

Open Evening/Taster Day Dates - checklist

Autumn/spring term 2020/21

- ❑ The Oakes Sixth Form College
13th October, 6pm
Virtual Open Evening
<https://oakescc.org/ioakes/>
- ❑ Cambridge Regional College (Cambridge Campus)
17th October, 9.30-12.30am
Virtual Open Evening
21st November 9.30am-12.30am
Virtual Open Evening
26th November, 5.00-6.30pm
Apprenticeship Information Evening
<https://www.camre.ac.uk/about/events/open-days/>
- ❑ Hills Road Sixth Form
19th and 20th October, from 4pm
Virtual Open Evening
- ❑ Impington International Sixth Form
21st and 22nd October
Virtual Open Evening
- ❑ Cambridge Academy for Science and Technology (CAST)
Virtual Open Evening - TBC
Contact for 1-1 tour
- ❑ Parkside Sixth Form
Tuesday 22nd October, 6pm
Virtual Open Evening
- ❑ College of West Anglia
29th October
Virtual Experience 24/7 access
- ❑ 7th November, 10am-12pm, 1-3pm; 11th November, 5-8pm; 2nd December, 5-8pm
Live Virtual Events
www.cwa.ac.uk/virtualcwa
- ❑ Bishop Laney Sixth Form
4th November, 6pm
Virtual Open Evening
- ❑ Comberton Sixth Form
4th November
Virtual Open Evening

Personal Statement

This is a very important section - make yourself stand out from others

Remember that there will be lots of students applying with the same grades as you and the personal statement is the way that you will stand out from the crowd. Certain institutions have many more applicants than places and they are looking for students who can offer their institutions something. You need to sell yourself and show that you are a well-rounded person with a variety of interests so make sure you include everything that you want the institutions to know.

- Write your personal statement in Word and copy and paste it into your Mychoice16 profile when completed and checked
- Write in detail
- You can repeat some of the information already on the form, for example interests and work experience.
- Don't write about one institution - the same personal statement will get sent to every institution so don't make comments like "*I want to come to Comberton because you have wonderful sports facilities.*"

Personal Statement student guidance – ideas to get you started.**1. Why would you like to continue in education?**

What subjects have you enjoyed at school and might like to continue?

2. Character

What are you like? Quiet, loud, introvert, extrovert, lively, fun-loving, enjoy working with others/on your own. How do your friends describe you? Trustworthy, a good listener, honest, dependable.

3. Attitude to work and People

What are you like at school? Hard-working, organised, work well under pressure.

What subjects do you like and why?

4. Interests

What are your main interests: sports teams, keep fit, hobbies, socialising - how have/do these help you

What extra-curricular activities do you do? They could involve some of the following: Sports team, extra classes like dance/art class, interests and clubs like stamp collecting!, part-time work or jobs that you have.

5. Responsibilities – in school and outside

Write out your experiences and responsibilities. What have you gained from them? For example - Form representative - communication skills, trust, and independence.

Other responsibilities could include Prefect duties, drama/musical productions, charity work, Peer Mentor etc.

6. Work Experience

State the skills you gained and match them to the duties you carried out on your work experience. For example - Communication - dealing with customers or working in a team

Mention here whether or not you have a part-time/Saturday job and state what your main responsibilities are.

Possible skills developed could be: Communication, speaking to customers/public, working independently, computer skills, team work, managing others, working to deadlines; problem solving and using your initiative

7. Ambitions and future plans

Write out what you would like to do in the future - next couple of years as well as a career (mention here if you hope to go to University) Also add the ambitions you would like to fulfil in the coming years like traveling, bungee jump etc.

- You should aim to type about one side of A4.
- It should include:
 - A description of you - are you; outgoing? Confident? Friendly? Reliable? Responsible? Good listener? Ambitious? What have you done to display these qualities?
 - What you are good at?
 - What skills you have..
 - What you have learnt about yourself in secondary school..
 - Why you wish to continue in education or apply for training...
 - Why you have chosen the course(s) you are applying for...
 - Any ideas you have about possible careers, and whether or not you are thinking of applying to university..
 - The interests and activities you follow in your own time and in school
 - Any work experience you have had (both paid and unpaid)
 - Look at attendance and punctuality - are you always punctual? Do you always attend school?
 - Positions of responsibility - have you had any responsibilities- babysitting, Saturday jobs, paper rounds, tour guides, interviews, Sports Captain, College Captain, mentor - what skills do you need/have to be successful at these?
 - Are you part of any groups that promote positive qualities? - Cadets, Scouts, Guides, Rangers.
 - What opportunities have you taken? - School trips, music lessons, fixtures etc.
 - What have you learnt from the opportunities? - Team work, communication skills, culture etc.
 - What are you currently studying and how will these subjects help you in the future?
 - Have you passed any official exams / awards? - Music, Life guarding, First Aid, ski awards, JSLA
 - Do you play for any teams, either inside or outside school?
 - Have you taken part in any productions? - dance show, drama, concerts, art festivals?
 - Have you taken part in any fundraising activities?

Frequently asked questions

Q. Will students always be invited to an interview at all post-16 centres they apply to?

A. This will depend on the centre. Centres may not interview students whose estimated grades do not meet the entry requirements. In addition, some centres may decide not to interview all applicants in the light of the numbers who apply to them. See pages 9 to 14 for the interview policy for each college.

Q. When will students receive offers and how should they respond to these offers?

A. As indicated, post-16 centres will make offers at different times, with some sending out offers shortly after each batch of interviews, while others will wait until all interviews have been completed. Each post-16 centre will send guidelines about how students should make an initial response to offers. In-area students will receive their offers by Easter.

Q. How long can students hold the offers they have received?

A. As indicated, students may hold all their offers until GCSE results are published in August and are advised to do so.

Q. Can students choose to decline an offer before August after they have received offers from all centres applied for?

A. Students may choose to write to post-16 centres and decline offers in the May-July period before the August publication of GCSE results if they have definitely decided that they no longer wish to hold a particular offer. However, it will be important for school guidance staff to ensure, where possible, that students continue to hold offers that will cover all likely outcomes on publication of GCSE results.

Q. What should students do on receiving their GCSE results late August 2021?

A. Students should follow the guidelines which will be provided by the post-16 centres who have made offers to them. Post-16 centres will indicate the dates on which they would like students to contact them or attend enrolment sessions. It is advised that students are available on Results Day so that they can respond to the colleges in the appropriate way. Students will also be expected to attend enrolment days at the end of August so should make sure they are not on holiday during this key time.

Useful Websites

Youthoria	www.youthoria.org
National Careers Service	https://nationalcareersservice.direct.gov.uk
Apprenticeships	www.apprenticeships.org.uk
Apprenticeships	http://www.youthoria.org/home/apprenticeships/
Hills Road	www.hrsfc.ac.uk
Long Road	www.longroad.ac.uk
CRC	www.camre.ac.uk
Parkside	www.parksidesixth.org.uk
Comberton	www.combertonsixthform.org
Netherhall	www.netherhallsixthform.com
Impington	www.impington.cambs.sch.uk
College of West Anglia	www.cwa.ac.uk
Cottenham	www.cvcweb.net
Cambridge Academy for Science and Technology	www.cam-ast.org.uk
Bedford	www.bedford.ac.uk
Shuttleworth	www.shuttleworth.ac.uk
North Herts	www.nhc.ac.uk



Transport times / costs

(As of 22nd September 2019)

Cambridge Regional College

<https://www.camre.ac.uk/student-support/travelling-to-college/>

The college bus pass is £495 for the 2020/21 academic year. This can be paid either in full or by instalments - a deposit of £75 by debit/credit card and 4 instalments of £105 each by Direct Debit. For those on Apprenticeship schemes only attending one day per week, the price is £185 payable in full.

CC10b	07:35	Eynesbury, Green, Howitts Lane
	07:37	Eynesbury, College Bus Loop
	07:45	Abbotsley, High Street (opp Church)
	07:50	Great Grandsen, Crowtree
	07:56	Caxton, Bourn bus stop
	08:02	Lower Cambourne, Appley
	08:02	Cambourne, Morrisons
	08:07	Highfields, Childerley Gate
	08:30	Cambridge Campus

Comberton Village College

<https://www.combertonsixthform.org/information/transport>

The paid-for Comberton routes come from Bassingbourn, Cambourne, Girton, Gransden, Royston, St Neots, Papworth, Potton, Swavesey and Sawston. The full timetable for both the council and Comberton-run buses is available on the travel page of the website with costs based on distance travelled. For further information, please e-mail the transport manager at jczylok@catrust.co.uk

There is also the option of the Stagecoach 18 service, which is detailed below. The Stagecoach 18 service, the timetable for which can be found at:

<https://tiscon-maps-stagecoachbus.s3.amazonaws.com/Timetables/East/JUNE/18Cam.pdf>

This is a public bus which runs an approx. hourly service between Cambridge city centre and Cambourne.

Applications to County Council for financial support -

<https://www.cambridgeshire.gov.uk/residents/children-and-families/schools-learning/school-transport/post-16-education-transport>

Parkside Sixth Form

Travel is included in the Mega Rider Plus Zone with costs as follows:

Day Rider Plus - £6.70

Weekly Mega Rider Plus - £25.00

Monthly Mega Rider Plus Extra - £96.00

Term Rider Ticket covers a school term - current price £250

These tickets cover the Cambridgeshire area - unfortunately no student discount is available

Citi 4 bus (to Drummer street - Parkside is walking distance from here)

Great Cambourne • Upper Cambourne • Lower Cambourne
• Hardwick • Cambridge



MONDAYS TO FRIDAYS EXCLUDING BANK HOLIDAYS

route number	4	4	4	4	4	4	4	4	4	4	4	4	4	4	4	4
Great Cambourne Morrisons	0602	0622	0642	0702	0722	0742	0802	0832	0852	0912	0932	0952	1012	1027	1047	1107
Great Cambourne Monkfield Lane	0604	0624	0644	0704	0724	0744	0804	0834	0854	0914	0934	0954	1014	1029	1049	1109
Upper Cambourne Sterling Way	0611	0631	0651	0711	0731	0751	0811	0841	0901	0921	0941	1001	1021	1036	1056	1116
Great Cambourne High Street	0618	0638	0658	0718	0738	0758	0818	0848	0908	0928	0948	1008	1028	1043	1103	1123
Lower Cambourne Woodfield Lane	0623	0643	0703	0723	0743	0803	0823	0853	0913	0933	0953	1013	1033	1048	1108	1128
Great Cambourne Morrisons	0628	0648	0708	0728	0748	0808	0828	0858	0918	0938	0958	1018	1038	1053	1113	1133
Bourn Village turn	0633	0653	0713	0733	0753	0813	0833	0903	0923	0943	1003	1023	1043	1058	1118	1138
Caldecote Village turn	0635	0655	0715	0735	0755	0815	0835	0905	0925	0945	1005	1025	1045	1100	1120	1140
Hardwick Village turn	0637	0657	0717	0737	0757	0817	0837	0907	0927	0947	1007	1027	1047	1102	1122	1142
Coton Village turn	0646	0706	0726	0750	0810	0830	0850	0920	0932	0952	1012	1032	1052	1107	1127	1147
City Centre Drummer Street D3	0705	0725	0745	0805	0825	0845	0905	0935	0947	1007	1027	1047	1107	1122	1142	1202

Netherhall Sixth Form

Travel is included in the Mega Rider Plus Zone with costs as follows:

Day Rider Plus - £7.00

Weekly Mega Rider Plus - £25.00

Monthly Mega Rider Plus Extra - £96.00

Term Rider Ticket covers a school term - current price £250

These tickets cover the Cambridgeshire area - unfortunately no student discount is available

Citi 4 bus into town (as before)

Citi 1 Bus from Emmanuel Street town to Strangeways Road

Citi 2 Bus From Strangeways Road to Netherhall leaves

Travel time 1hr 20

Hills Road Sixth Form

Travel is included in the Mega Rider Plus Zone with costs as follows:

Day Rider Plus - £7.00



Weekly Mega Rider Plus - £25.00

Monthly Mega Rider Plus Extra - £96.00

Term Rider Ticket covers a school term - current price £250

These tickets cover the Cambridgeshire area - unfortunately no student discount is available.






Bus 18 route

 bus 18 > 

[Back to journey results](#)

These are schedule times only. If you are currently located outside of the UK, please change your device time to UK time to ensure you get accurate journey results.

Access & facilities for your journey

- 07:13  **bus 18** 01hrs 15mins
towards **Cambridge**
[View all stops](#) v
- 08:28  Arrive at Cambridge, Hills Rd 6th Form Col
- 08:28  Depart from Cambridge, Hills Rd 6th Form Col
-  walk 00hrs 02mins
to **CB28PE**
[View directions](#) v
- 08:30  Arrive at CB28PE











Bus 4/bus PR4 route

 bus 4 >  >  bus PR4 > 

[Back to journey results](#)

These are schedule times only. If you are currently located outside of the UK, please change your device time to UK time to ensure you get accurate journey results.

Access & facilities for your journey

- 07:08  Depart from Cambourne, De La Warr Way
-  **bus 4** 00hrs 37mins
towards **Cambridge**
[View all stops](#) v
- 07:45  Arrive at Cambridge, Drummer Street (Stop D3)
- 07:45  Depart from Cambridge, Drummer Street (Stop D3)
-  walk 00hrs 01mins
to **Cambridge, Emmanuel Street (Stop E5)**
[View directions](#) v
- 07:46  Arrive at Cambridge, Emmanuel Street (Stop E5)
- 07:58  Depart from Cambridge, Emmanuel Street (Stop E5)
-  **bus PR4** 00hrs 13mins
towards **Babraham**
[View all stops](#) v
- 08:11  Arrive at Cambridge, Hills Rd 6th Form Col
- 08:11  Depart from Cambridge, Hills Rd 6th Form Col

Long Road Sixth Form

Travel is included in the Mega Rider Plus Zone with costs as follows:

Day Rider Plus - £7.00



Weekly Mega Rider Plus - £25.00

Monthly Mega Rider Plus Extra - £96.00

Term Rider Ticket covers a school term - current price £250

These tickets cover the Cambridgeshire area - unfortunately no student discount is available.


Bus H route


 bus H > 

[Back to journey results](#)

These are schedule times only. If you are currently located outside of the UK, please change your device time to UK time to ensure you get accurate journey results.



Access & facilities for your journey

07:28 Depart from Cambourne, De La Warr Way
 bus H 00hrs 57mins towards Bio-Medical Campus
[View all stops](#)

08:25 Arrive at Addenbrookes, Puddicombe Way
 08:25 Depart from Addenbrookes, Puddicombe Way
 walk 00hrs 05mins to CB28PX
[View directions](#)

08:30 Arrive at CB28PX


Bus 18 route


 bus 18 > 

[Back to journey results](#)

These are schedule times only. If you are currently located outside of the UK, please change your device time to UK time to ensure you get accurate journey results.





Access & facilities for your journey

07:13 Depart from Cambourne, De La Warr Way
 bus 18 01hrs 05mins towards Cambridge
[View all stops](#)

08:18 Arrive at Cambridge, Robinson Way
 08:18 Depart from Cambridge, Robinson Way
 walk 00hrs 05mins to CB28PX
[View directions](#)

08:23 Arrive at CB28PX


Bus 4/Bus A route


 bus 4 >  >  bus A > 


[Back to journey results](#)

These are schedule times only. If you are currently located outside of the UK, please change your device time to UK time to ensure you get accurate journey results.

Access & facilities for your journey

07:08 Depart from Cambourne, De La Warr Way
 bus 4 00hrs 35mins towards Cambridge
[View all stops](#)

07:43 Arrive at Cambridge, Jesus College
 07:43 Depart from Cambridge, Jesus College
 walk 00hrs 03mins to Cambridge, The Busway New Square
[View directions](#)

07:46 Arrive at Cambridge, The Busway New Square
 07:56 Depart from Cambridge, The Busway New Square
 bus A 00hrs 23mins towards Long Road
[View all stops](#)

08:19 Arrive at Cambridge, Long Rd 6th Form Coll

Commented [KLD1]:

Impington Village College

Travel is included in the Mega Rider Plus Zone with costs as follows:

Day Rider Plus - £7.00

Weekly Mega Rider Plus - £25.00

Monthly Mega Rider Plus Extra - £96.00

Term Rider Ticket covers a school term - current price £250

These tickets cover the Cambridgeshire area - unfortunately no student discount is available

Citi 4 bus into town

Route 8 from Drummer Street for Impington Village College

College of West Anglia - Milton

Travel is included in the Mega Rider Plus Zone with costs as follows:

Day Rider Plus - £7.00

Weekly Mega Rider Plus - £25.00

Monthly Mega Rider Plus Extra - £96.00

Term Rider Ticket covers a school term - current price £250

These tickets cover the Cambridgeshire area - unfortunately no student discount is available

Citi 4 bus into town

Route 9 from Drummer Street for Milton - COWA

Checklist for applications

Have you?	Deadline	Tick when done
Visited the Open Evenings (virtually or in person)	Throughout October/November	
Read the prospectuses	Throughout October	
Checked your personal information	Throughout October	
Written your personal statement	30th October	
Had your personal statement checked	30th October	
Researched a range of courses and institutions	Throughout October/November	
Chosen the courses you want to apply to	18 th November	
Checked that your estimated grades match the admissions criteria	18 th November	
Discussed your choices with your parents	18 th November	
Discussed your choices with your tutor	18 th November	
Decided on your final choice	18 th November	
Submitted your online application	18 th November	

What's the secret to success?

"It's all hard work and grafting. It's been a long journey grafting and grafting, but anything is possible."

Mo Farah