



eDofE

<https://www.edofe.org/>

Login to your account at the above address – your username and password was included with your enrolment pack information.


If you need help with this – please come and see Mrs Noble.

You need to regularly update your eDofE so it is vital you can access your account!

Symbols on the eDofE:




Section complete 😊



Section/activity approved

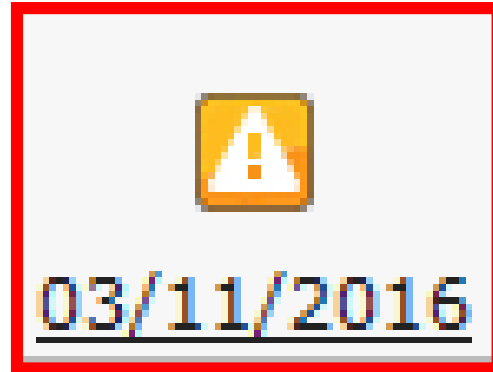


Draft – not approved
TAKE ACTION... It is most likely because information about your assessor is missing (phone & email)



No information!
TAKE ACTION... What are you planning to do? What have you done? You need to fill this in and get your activity approved even if you haven't started it yet.

If you have one of these:



There is a problem... you need
to see Mrs Noble in the main
Admin/Trips Office.

Before your practice expedition, you must make sure that each of your sections has one of these symbols next to it:



<https://edofe.org/Assessor>

Once you have completed one of your sections, **an assessor will need to complete a report** detailing your attendance and progress towards the goals that you set at the start.

They can do this online using the above link (they will need your eDofE number) or they can fill in your log book and you can take a photo and upload this to your account.

Assessors MUST be independent. Therefore, they CANNOT be a member of your family.